

PINE EDGE-GLUED PANELS

HIDDEN FINGER-JOINT

Production: Made in Brazil.

Species: Pinus Elliotii/Taeda.

Dimensions (mm):

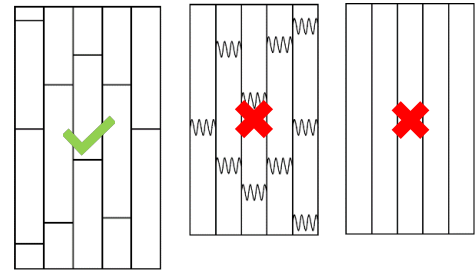
- Thickness: 18.
- Length: 800 / 1200 / 2400.
- Width: 200 / 250 / 300 / 400 / 500 / 600.

Certifications:

- Origin certificate possible to provide.
- FSC certified.


Logistics:

- Origin ports: Navegantes, Itajaí, Itapoá and Santa Catarina.
- Lead times to main Western EU ports: +/- 2 months (production + transport).



PRODUCT PICTURES

C/C GRADE



B/B GRADE

PINE EDGE-GLUED PANELS

SHOWN FINGER-JOINT

Production: Made in Brazil.

Species: Pinus Elliotii/Taeda.

Dimensions (mm):

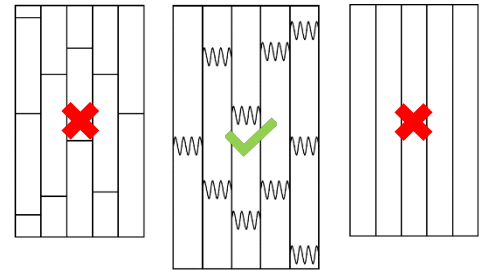
- Thickness: 18.
- Length: 800 / 1200 / 2400.
- Width: 200 / 250 / 300 / 400 / 500 / 600.

Certifications:

- Origin certificate possible to provide.
- FSC certified.

Logistics:

- Origin ports: Navegantes, Itajaí, Itapoá and Santa Catarina.
- Lead times to main Western EU ports: +/- 2 months (production + transport).



PRODUCT PICTURES

C/C GRADE



B/B GRADE

PINE EDGE-GLUED PANELS

SOLID LAMELLAS

Production: Made in Brazil.

Species: Pinus Elliotii/Taeda.

Dimensions (mm):

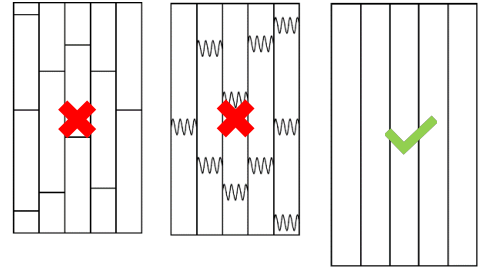
- Thickness: 18.
- Length: 800 / 1200 / 2400.
- Width: 200 / 250 / 300 / 400 / 500 / 600.

Certifications:

- Origin certificate possible to provide.
- FSC certified.

Logistics:

- Origin ports: Navegantes, Itajaí, Itapoá and Santa Catarina.
- Lead times to main Western EU ports: +/- 2 months (production + transport).



PRODUCT PICTURES

C/C GRADE



B/B GRADE

